

INFORMATION BULLETIN

CTET – DECEMBER 2021



**Date for Submission of
On-line Application: 20-09-2021 to 19-10-2021**

Last date for submission of on-line Application: 19-10-2021
Last date for submission of fee: 20-10-2021 (Before 15:30 Hrs.)
Dates of Examination 16-12-2021 to 13-01-2022 on CBT Mode



CONDUCTED BY
CENTRAL BOARD OF SECONDARY EDUCATION, DELHI
CENTRAL TEACHER ELIGIBILITY TEST UNIT
PS 1-2, INSTITUTIONAL AREA, I P EXTENSION, PATPARGANJ, DELHI-110092

CENTRAL TEACHER ELIGIBILITY TEST

Date for Submission of On-line Application: 20-09-2021 to 19-10-2021

Last date for submission of on-line Application: 19-10-2021

Last date for submission of fee: 20-10-2021 (Before 15:30 Hrs.)



CTET-DECEMBER 2021 INFORMATION BULLETIN

Dates of Examination

16-12-2021 to 13-01-2022

CONDUCTED BY
CENTRAL BOARD OF SECONDARY EDUCATION, DELHI
CENTRAL TEACHER ELIGIBILITY TEST UNIT
PS 1-2, INSTITUTIONAL AREA, I P EXTENSION, PATPARGANJ, DELHI-110092

IMPORTANT NOTES:

Candidates can apply for CTET – DEC, 2021 'ON-LINE' through CTET website <https://ctet.nic.in> w.e.f. 20-09-2021 to 19-10-2021

1. The candidate applying for CTET is required:-

- i) To go through the Information Bulletin carefully with the entire requirement therein.
- ii) To satisfy eligibility to appear in the examination.
- iii) To submit On-line application by giving full particulars by accessing the CTET official website www.ctet.nic.in.
- iv) To write complete mailing address with **Postal PIN Code** at the time of applying.
- v) Before submission of application form, decide the mode of payment of fee.
- vi) To keep the Confirmation Page along with the original copy of E-Challan (In case fee is paid through E-Challan) of Canara Bank for future reference.
- vii) **If a candidate submits on-line more than one application, his/her candidature shall be liable to be cancelled and the candidate may also be debarred for future examination(s). No communication will be sent in this regard.**

2. Method of Submission of Online Application Form:

STEP 1: Log on to CTET official website <https://ctet.nic.in>.

STEP 2: Go to the link "Apply Online" and open the same.

STEP 3: Fill in the Online Application Form and note down Registration No./Application No.

STEP 4: Upload Scanned Images of latest Photograph and Signature

STEP 5: Pay Examination Fee by e-challan or debit/credit card and net banking

STEP 6: Print Confirmation page for record and future reference.

3. Registration Procedure:

- (a) **Authentication Form:** Fill details like State, Identification type (select any Identity as applicable), Candidate's Name, Date of Birth and Gender.
- (b) **Fill Online Application Form:** Fill complete online Application Form and choose password. After submission, a Registration Number/Application Number gets generated. Note down the Registration No./Application No. For subsequent login, system generated Registration No./Application No. and chosen Password will be used.
 - Password Policy will be as follows:
 1. Password must be 8 to 13 characters long.
 2. Password must have at least one Upper case, one lower case alphabet and one numeric value and at least one special characters!@#%&*-
 3. Candidate can change the passwords after login, if desired. New Password cannot be identical to any of the previous three passwords.
 - Candidate is advised not to disclose or share the password with anybody. Neither CTET nor NIC will be responsible for violation or misuse of the password of a candidate.
 - Candidate should log out at the end of their session so that the contents of the application cannot be tampered by unauthorized persons.
- (c) **Online Uploading of Scanned Images:**
 - Uploading of scanned Photo and Signature are mandatory.

- Upload scanned photograph and signature in JPG/JPEG format.
- Size of scanned photograph should be between 10 to 100 KB
- Image Dimension of photograph should be 3.5 cm (width) x 4.5 cm (height).
- Size of scanned signature should be between 3 to 30 KB.
- Image Dimension of signature should be 3.5 cm (length) x 1.5 cm (height).

The candidates are advised to keep the scanned images of latest photograph and signature of the candidates ready in JPG format and as per the size and dimension specified, before applying online.

The scanned image of latest photograph is required to upload to avoid the inconvenience at centre, as this photograph will be matched with the actual candidate appearing in the examination.

(d) Pay Examination Fee:

| CATEGORY | Only Paper - I or II | Both Paper - I & II |
|--------------------------|-----------------------------|--------------------------------|
| General/OBC (NCL) | Rs.1000/- | Rs.1200/- |
| SC/ST/Diff. Abled Person | Rs.500/- | Rs.600/- |

GST as applicable will be charged extra by the Bank

Mode of Payment:

- **Remittance through E-Challan by depositing the prescribed fee in CTET Exam Fee Account with Canara Bank.**
 - Payment by Canara Bank e-Challan
- **By Online-mode (Payment by Debit Card / Credit Card / Net Banking).**

(e) Downloading of Confirmation Page:

Candidates are required to take printout of Confirmation Page for record and keep it for their reference. The Confirmation Page is not required to be sent to CTET Unit.

4. **The candidate should satisfy his/her eligibility before applying and shall be personally responsible in case he/she is not eligible to apply as per the given eligibility criteria.**
5. **Candidate should enter his/her particulars i.e. Name, Father’s Name, Mother’s Name and Date of Birth as per Class Xth Certificate. Please note that no request for any change in particular will be accepted under any circumstances after the specified date for online correction is over.**

6. **‘ON-LINE’ SUBMISSION - <https://ctet.nic.in>**

Candidates can apply ‘ON-LINE’ through CTET website <https://ctet.nic.in>. The candidate should supply all details while filling the Online Form and upload their scanned images of latest photograph & signature. After successful submission of data and requisite fee Candidates are required to take printout of Confirmation Page.

7. **Correction/Updation in Details:**

The candidate’s particulars cannot be changed / edited once the examination fee has been submitted. Thereafter corrections in the particulars can be made online w.e.f. **22-10-2021 to 28-10-2021** only and no further request for change in particulars will be entertained under any circumstances.

The Board will not be responsible for any consequences arising out of non-acceptance of any correction/addition/deletion in any particular once filled in the Application Form whatsoever the reasons may be.

The candidates shall be permitted to make on-line correction in their following particulars i.e. name, father and mother name, date of birth, category, differently abled category, Paper opted (i.e. Paper I or Paper II), Subject for Paper II, First choice of Centre, language I and/or II opted, Address of correspondence and the name of the Institution/College/University from where he/she has obtained his/her B.Ed Degree/Diploma in Elementary Education etc.

This facility will be provided only once. Fee once remitted shall not be refunded or adjusted for future test under any circumstances.

No change will be accepted through offline mode i.e. through fax/application or by email etc. No correspondence in this regard will be entertained. Please note that no request for any change in particular will be accepted under any circumstances after the specified date for online correction is over.

8. **The dates for downloading admit card will be available on CTET website for latest updates, please visit CTET official website <https://ctet.nic.in>**
9. **The address for correspondence:
SMT. POONAM SACHDEVA, DY. SECRETARY
CENTRALTEACHER ELIGIBILITY TEST UNIT,
CENTRAL BOARD OF SECONDARY EDUCATION,
PS 1-2, INSTITUTIONAL AREA, IP EXTENSION, PATPARGANJ,
DELHI-110 092
Contact No: 011-22240107, 22240112
Email: ctet.cbse@nic.in**

| |
|--|
| The candidate must retain Confirmation Page and Candidate Copy of E-Challan (if fee paid through Canara E-Challan) for record and future reference. |
|--|

| |
|--|
| Qualifying the CTET would not confer a right on any person for Recruitment/ Employment as it is only one of the eligibility criteria for appointment. |
|--|

| |
|--|
| For latest updates, please visit CTET official Website : https://ctet.nic.in For any query, mail to Email: ctet.cbse@nic.in mentioning your Registration/ Application No. in the mail |
|--|

| |
|---|
| The candidate should mention their own mobile number and E-Mail ID while submitting their on-line application as the CTET alerts/information will be sent to the candidates on their registered mobile number and E-Mail ID. |
|---|

CONTENTS

| Sl. No. | Descriptions | Page No. |
|----------------|--|-----------------|
| 1. | BACKGROUND AND RATIONALE | 05 |
| 2. | SHORT TITLE | 05 |
| 3. | DEFINITIONS | 05 |
| 4. | SCHEDULE OF EXAMINATION | 06 |
| 5. | MODE OF SUBMISSION OF APPLICATION | 06 |
| 6. | ELIGIBILITY | 07 |
| 7. | STRUCTURE AND CONTENT OF CTET | 07 |
| 8. | LANGUAGE OF THE QUESTION PAPER | 10 |
| 9. | QUALIFYING MARKS AND AWARD OF CTET CERTIFICATE | 10 |
| 10. | APPLICABILITY | 10 |
| 11. | VALIDITY PERIOD OF CTET CERTIFICATE | 10 |
| 12. | EXAMINATION CENTRES | 10 |
| 13. | E-ADMIT CARD | 11 |
| 14. | PROCEDURE FOR CONDUCT OF EXAMINATION | 11 |
| 15. | EXAMINATION FEE FOR CENTRAL TEACHER ELEGIBILITY TEST | 11 |
| 16. | VERIFICATION OF ELIGIBILITY | 11 |
| 17. | FURNISHING OF FALSE, WRONG OR INACCURATE INFORMATION | 11 |
| 18. | RE-CHECKING/ RE-EVALUATION | 11 |
| 19. | AMANUENSIS | 11 |
| 20. | CERTIFICATE AND MARK STATEMENT | 12 |
| 21. | WEEDING OUT RULES | 12 |
| 22. | DISPLAY OF RECORDED RESPONSES | 12 |
| 23. | DISPLAY OF ANSWER KEY FOR CHALLENGES | 13 |
| 24. | TEST PRACTICE CENTERS | 13 |
| 25. | LEGAL JURISDICTION | 14 |
| 26. | APPENDIX I – V | 15-50 |

1. BACKGROUND AND RATIONALE

In accordance with the provisions of sub-section (1) of Section 23 of the RTE Act, the National Council for Teacher Education (NCTE) vide Notification dated 23rd August, 2010 and 29th DECEMBER, 2011 laid down the minimum qualifications for a person to be eligible for appointment as a teacher for class I to VIII. It had been inter alia provided that one of the essential qualifications for a person to be eligible for appointment as a teacher in any of the schools referred to in Clause (n) of section 2 of the RTE Act is that he/she should pass the Teacher Eligibility Test (TET) which will be conducted by the appropriate Government in accordance with the Guidelines framed by the NCTE.

The rationale for including the TET as a minimum qualification for a person to be eligible for appointment as a teacher is as under:

- i. It would bring national standards and benchmark of teacher quality in the recruitment process;
- ii. It would induce teacher education institutions and students from these institutions to further improve their performance standards;
- iii. It would send a positive signal to all stakeholders that the Government lays special emphasis on teacher quality

The Ministry of Education, Govt. of India has entrusted the responsibility of conducting the Central Teacher Eligibility Test (CTET) to the Central Board of Secondary Education, Delhi.

2. SHORT TITLE

These rules will be called as “Central Teacher Eligibility Test Rules, 2011” (CTET).

3. DEFINITIONS

- i. **“Government”** means “Government of India”.
- ii. **“Ministry”** means “Ministry of Education, New Delhi”.
- iii. **“Board”** means “Central Board of Secondary Education, Delhi”.
- iv. **“School”** for this purpose means any school where CTET is applicable as per RTE ACT 2009.
- v. **“CTET”** means “Central Teacher Eligibility Test”.
- vi. **“Qualifying Examination”** means “Examination on the result of which the candidate becomes eligible to apply for Central Teacher Eligibility Test.
- vii. **“Rules”** means “The rules specified by the Central Board of Secondary Education for the conduct of CTET under the directive of Ministry of Education, Govt. of India, New Delhi”.
- viii. **“Schedule Castes”** means “Scheduled Castes as specified and laid down by the Government of India”.
- ix. **“Scheduled Tribes”** means “Scheduled Tribes as specified and laid down by the Government of India”.

- x. **“Other Backward Classes (OBCs)”** means “Other Backward Classes as specified and laid down by the Government of India or by the respective States/UTs, where CTET is applicable/adopted, as the case may be”.
- xi. **“Differently abled persons”** means “Differently abled persons as specified and laid down by the Government of India or the respective States/UTs, where CTET is applicable/adopted, as the case may be”.
- xii. **“Examining Body”** means “Central Board of Secondary Education Delhi for conducting the Central Teacher Eligibility Test on behalf of the Central Government”.

4. SCHEDULE AND MODE OF EXAMINATION

THE SCHEDULE OF CTET- DECEMBER, 2021 IS GIVEN BELOW:

| Dates of Examination | SHIFT | TIMING | DURATION |
|----------------------|-----------|---|------------|
| 16-12-2021 | SHIFT- I | 09.30 AM TO 12.00 NOON – Computer Basted Test (CBT) Mode only | 2.30 HOURS |
| TO | | | |
| 13-01-2022 | SHIFT- II | 02.30 PM TO 05.00 PM - Computer Basted Test (CBT) Mode only | 2.30 HOURS |

The exact date and shift of examination will be mentioned on the admit card of the candidate.

5. MODE OF SUBMISSION OF APPLICATION

A candidate can apply for the Central Teacher Eligibility Test On-line by logging on CTET official website <https://ctet.nic.in> **only**.

Before applying online please ensure to have following documents / files:

- Scanned image of latest photograph in JPG/JPEG format only, for uploading.
- Scanned image of signature in JPG/JPEG format only, for uploading.

Decide the mode of payment of fee:

- ❖ Through Debit/Credit Card/Net Banking using on-line gateway payment facility,
or
- ❖ Fee remitted through e-challan by downloading e-challan form from CTET official website.

- a) If decided to pay fee through Debit/Credit Card, check the validity of the Card and keep it ready with you while logging on to website for submitting application form.
- b) If decided to pay through e-challan, download e-challan after completing Part-II of Registration and deposit the Fee in CTET Exam Fee A/c with Canara Bank.
- c) Once the payment has been confirmed by the Bank/CTET, a confirmation page will be generated.
- d) In case, the fee payment status is not ‘OK’ the candidates are advised as following:-**
 - If the fee is paid through e-challan be depositing cash in above mentioned bank, the candidate should contact immediately the concerned bank to update his/her fee status on the website.
 - If the fee is paid through credit/debit card and status is not OK, it means the transaction is cancelled and the amount will be refunded to concerned credit/debit card within a week. Such candidates have to pay the fee once again.
 - If the fee is paid through net banking and status is not successful, it means the transaction is not completed. Such candidates have to pay the fee.

- e) Please note that fee submitted by any other mode like money order, demand draft, IPO etc. will be rejected. Fee once paid will not be refunded under any circumstances.
- f) The candidates are NOT required to send hard copy of confirmation page to CTET Unit. However, the candidates are advised to retain the hard copy of the application i.e. confirmation page, challan if fee is paid by e-challan, for future reference.

6. ELIGIBILITY

The persons possessing minimum qualifications for the teaching staff in accordance with the following are eligible for appearing in the CTET:

- i. ***National Council for Teacher Education (Determination of Minimum Qualifications for Persons to be recruited as Education Teachers and Physical Education Teachers in Pre-Primary, Primary, Upper Primary, Secondary, Senior Secondary or Intermediate Schools or Colleges) Regulations as amended and notified from time to time.***
- ii. ***Minimum qualifications laid down in the Recruitment Rules for the teachers by the Appropriate Government where the school is situated or the Recruitment Rules for the teachers of Kendriya Vidyalaya Sangthan or Navodaya Vidyalaya Samiti.***
- iii. ***The candidate should satisfy his/her eligibility before applying and shall be personally responsible in case he/she is not eligible to apply as per the given eligibility criteria. It is to be noted that if a candidate has been allowed to appear in the Central Teacher Eligibility Test it does not imply that the candidate's eligibility has been verified. It does not vest any right with the candidate for appointment. The eligibility shall be finally verified, by the concerned recruiting agency / appointing authority.***

7. STRUCTURE AND CONTENT OF CTET

All questions in CTET will be Multiple Choice Questions (MCQs), with four alternatives out of which one answer will be most appropriate. Each carrying one mark and there will be no negative marking.

There will be two papers of CTET.

- (i) **Paper I** will be for a person who intends to be a teacher for classes I to V.
- (ii) **Paper II** will be for a person who intends to be a teacher for classes VI to VIII.

Note: A person who intends to be a teacher for both levels (classes I to V and classes VI to VIII) will have to appear in both the papers (Paper I and Paper II).

**Paper I (for Classes I to V) Primary Stage; Duration of examination-Two-and-a-half hours
Structure and Content (All Compulsory): (Appendix I)**

| | | |
|---|-----------------|------------------|
| (i) Child Development and Pedagogy (compulsory) | 30 MCQs | 30 Marks |
| (ii) Language I (compulsory) | 30 MCQs | 30 Marks |
| (iii) Language II (compulsory) | 30 MCQs | 30 Marks |
| (iv) Mathematics | 30 MCQs | 30 Marks |
| (v) Environmental Studies | 30 MCQs | 30 Marks |
| Total | 150 MCQs | 150 Marks |

Nature and standard of questions:

- The test items on Child Development and Pedagogy will focus on educational psychology of teaching and learning relevant to the age group of 6-11 years. They will focus on understanding the characteristics and needs of diverse learners, interaction with learners and the attributes and qualities of a good facilitator of learning.
- The Test items in Language I will focus on the proficiencies related to the medium of instruction.
- The Test items in Language II will focus on the elements of language, communication and comprehension abilities.
- Language II will be a language other than Language I. A candidate may choose any one language as Language I and other as Language II from the available language options and will be required to specify the same in the Confirmation Page.
- Opt two languages in which you wish to appear for CTET : List of languages and code are as follows:

| Language | Code No. | Language | Code No. | Language | Code No. | Language | Code No. |
|----------|----------|-----------|----------|----------|----------|----------|----------|
| English | 01 | Gujarati | 06 | Marathi | 11 | Sanskrit | 16 |
| Hindi | 02 | Kannada | 07 | Mizo | 12 | Tamil | 17 |
| Assamese | 03 | Khasi | 08 | Nepali | 13 | Telugu | 18 |
| Bengali | 04 | Malayalam | 09 | Oriya | 14 | Tibetan | 19 |
| Garo | 05 | Manipuri | 10 | Punjabi | 15 | Urdu | 20 |

- The Test items in Mathematics and Environmental Studies will focus on the concepts, problem solving abilities and pedagogical understanding and applications of the subjects. In all these subject areas, the test items will be evenly distributed over different divisions of the syllabus of that subject prescribed for classes I-V by the NCERT.
- The questions in the test for Paper I will be based on the topics prescribed in syllabus of the NCERT for classes I - V but their difficulty standard as well as linkages, could be up to the Secondary stage.

Paper II (for Classes VI to VIII) Elementary Stage :

Duration of examination - Two-and-a-half hours

Structure and Content (All Compulsory): (Appendix I)

| | | |
|--|-----------------|------------------|
| (i) Child Development & Pedagogy(compulsory) | 30 MCQs | 30 Marks |
| (ii) Language I (compulsory) | 30 MCQs | 30 Marks |
| (iii) Language II (compulsory) | 30 MCQs | 30 Marks |
| (iv) Mathematics and Science (for Mathematics and Science teacher) | 60 MCQs | 60 Marks |
| OR | | |
| (v) Social Studies/Social Science (for Social Studies/Social Science teacher) | 60 MCQs | 60 Marks |
| *For any other teacher - either (IV) or (V) | | |
| Total | 150 MCQs | 150 Marks |

Nature and standard of questions:

- The test items on Child Development and Pedagogy will focus on educational psychology of teaching and learning, relevant to the age group of 11-14 years. They will focus on understanding the characteristics, needs and psychology of diverse learners, interaction with learners and the attributes and qualities of a good facilitator of learning.
- The Test items in Language I will focus on the proficiencies related to the medium of instruction.
- The Test items in Language II will focus on the elements of language, communication and comprehension abilities.
- Language II will be a language other than Language I. A candidate may choose any one language as Language I and other as Language II from the available language options and will be required to specify the same in the Confirmation Page.
- Opt two languages in which you wish to appear for CTET : List of languages and code are as follows:

| Language | Code No. | Language | Code No. | Language | Code No. | Language | Code No. |
|----------|----------|-----------|----------|----------|----------|----------|----------|
| English | 01 | Gujarati | 06 | Marathi | 11 | Sanskrit | 16 |
| Hindi | 02 | Kannada | 07 | Mizo | 12 | Tamil | 17 |
| Assamese | 03 | Khasi | 08 | Nepali | 13 | Telugu | 18 |
| Bengali | 04 | Malayalam | 09 | Oriya | 14 | Tibetan | 19 |
| Garo | 05 | Manipuri | 10 | Punjabi | 15 | Urdu | 20 |

- The Test items in Mathematics and Science, and Social Studies/Social Science will focus on the concepts, problem solving abilities and pedagogical understanding and applications of the subjects. The test items of Mathematics and Science will be of 30 marks each. The test items will be evenly distributed over different divisions of the syllabus of that subject as prescribed for classes VI-VIII by the NCERT.
- The questions in the test for Paper II will be based on the topics prescribed in syllabus of the NCERT for classes VI - VIII but their difficulty standard as well as linkages, could be up to the Senior Secondary stage.

8. LANGUAGE OF THE QUESTION PAPER;

Main question paper shall be Bilingual (Hindi/English).

9. QUALIFYING MARKS AND AWARD OF CTET CERTIFICATE

As per NCTE Notification No. 76-4/2010/NCTE/Acad dated 11.02.2011: A person who scores 60% or more in the TET exam will be considered as TET pass.

- (a) School managements (Government, local bodies, government aided and unaided) may consider giving concessions to person belonging to SC/ST,OBC, differently abled persons, etc., in accordance with their extant reservation policy.
- (b) Should give weightage to the CTET scores in the recruitment process however, qualifying the CTET would not confer a right on any person for recruitment/employment as it is only one of the eligibility criteria for appointment.

10. APPLICABILITY

- (i) The CTET shall apply to schools of the Central Government (KVS, NVS, Central Tibetan Schools, etc.) and schools under the administrative control of UT's of Chandigarh, Dadra & Nagar Haveli, Daman & Diu and Andaman & Nicobar Islands, Lakshadweep and NCT of Delhi.
- (ii) CTET may also apply to the unaided private schools, who may exercise the option of considering the CTET.
- (iii) Schools owned and managed by the State Government/local bodies and aided schools shall consider the TET conducted by the State Government. However, a State Government can also consider the CTET if it decides not to conduct the State TET.
- (iv) According to CBSE Affiliation Bye-Laws, prescribing the minimum qualifications for teachers to teach various subjects in Classes I to VIII in the schools Affiliated to CBSE stands amended to that extent and it shall be mandatory that the teachers appointed hereinafter i.e. 6th March 2012 to teach classes I to VIII in the Schools affiliated to the CBSE shall qualify/pass the Central Teacher Eligibility Test or Teacher Eligibility Test (TET), conducted by the appropriate Central/ State Government in accordance with the Guidelines framed by the NCTE for this purpose.

11. VALIDITY PERIOD OF CTET CERTIFICATE;

The Validity Period of CTET qualifying certificate for appointment will be for life time for all categories,

There is no restriction on the number of attempts a person can take for acquiring a CTET Certificate. A person who has qualified CTET may also appear again for improving his/her score.

12. EXAMINATION CENTRES

List of Examination Cities where the CTET will be conducted is given in **Appendix-III**. Candidates are required to give **FOUR DIFFERENT OPTIONS** in order of their preference. While every effort will be made to allot a Centre in one of the places opted by the candidate, the Board reserves its discretion to allot a Centre other than that of Candidate's choice anywhere in India.

Under no circumstances, the Centre once allotted shall be changed by the Board. In case the number of candidates in any of the notified City is very less for running the Examination Centre or any other specific reason, the Board at its discretion may not conduct the Examination in that City and the Candidate who opted that city as 1st Choice may be allotted Examination Centres in other city opted as 2nd or 3rd or 4th choice or any other city.

13. E-ADMIT CARD

The candidates may download e-Admit Card from CTET official website and appear for the examination at the given Centre. In case of any discrepancy noticed in e-admit card regarding particulars of candidate, photograph and signature or any other information which is different from confirmation page, he/she may immediately contact CTET Unit for necessary corrections.

The candidates shall report at the Examination Centre at 7:30 AM for Shift – I and 12.30PM for Shift – II i.e. 120 minutes before the commencement of the examination. Candidate(s) who report(s) at the examination centre after 9:30 AM in SHIFT-I and after 2:30 PM in SHIFT-II shall not be allowed to appear in the examination.

The candidates are advised to read the instructions on the admit card carefully and follow them during the conduct of the examination.

14. PROCEDURE FOR CONDUCT OF EXAMINATION

Procedure for conduct of examination is given in **Appendix-II**.

Candidates are advised to go through the instructions carefully before proceeding for Examination.

15. EXAMINATION FEE FOR CENTRAL TEACHER ELEGIBILITYTEST:

| CATEGORY | Only Paper - I or II | Both Paper - I & II |
|--------------------------------|----------------------|---------------------|
| General/OBC (NCL) | Rs.1000/- | Rs.1200/- |
| SC/ST/Differently Abled Person | Rs.500/- | Rs.600/- |

GST as applicable will be charged extra by the Banks

Fee once remitted shall not be refunded or adjusted for future test under any circumstances.

16. VERIFICATION OF ELIGIBILITY

It is to be noted that if a candidate has been allowed to appear in the Central Teacher Eligibility Test it does not imply that the candidate's eligibility has been verified. It does not vest any right with the candidate for appointment. The eligibility shall be finally verified, by the concerned recruiting agency / appointing authority. The candidate should satisfy his/her eligibility before applying and shall be personally responsible in case he/she is not eligible to apply as per the given eligibility criteria.

17. FURNISHING OF FALSE, WRONG OR INACCURATE INFORMATION

Furnishing of false, wrong or inaccurate information may lead to cancellation of the Test result, forfeiture of the certificate and even prosecution in appropriate cases.

18. RE-CHECKING/ RE-EVALUATION

There shall be no re-evaluation/re-checking of result. No correspondence in this regard shall be entertained.

19. AMANUENSIS

In accordance with the Government of India, Ministry of Social Justice and Empowerment Department of Disability guidelines vide OM F. No. 16-110/2003-DD.III dated 26.02.2013 and subsequent CBSE OM No. CBSE/F-61/2013 dated 15.04.2013, the following instructions are applicable regarding differently abled candidates during the conduct of CTET Examination:-

1. The differently abled candidates may be given compensatory time of 50 minutes in each paper of CTET Examination for differently abled candidates who are making use of scribe/amanuensis. All the candidates with disability not availing the facility of scribe may also be allowed compensatory time of 50 minutes.
2. The facility of scribe/amanuensis may be allowed to any person who has disability of 40% or more, if so desired by the person.
3. The candidate may be permitted for opting of his/her own scribe/amanuensis and no scribe will be provided by the Centre Superintendent on his/her request.
4. There will be no criteria for educational qualification, age etc. for the scribe/amanuensis.
5. Proper seating arrangement preferably at ground floor, should be made prior to the commencement of Examination to avoid confusion.
6. The time of giving the question paper, should be marked accurately and timely supply of question paper meant for visually impaired candidates, should be ensured.
7. There should also be flexibility in accommodating any change in scribe/reader/lab assistant in case of emergency. The candidates should also be allowed to take more than one scribe/reader for writing different papers especially for language.
8. Since the examination is being conducted in CBT (online) mode, there will not be separate Question Paper for Visually Impaired candidates.
9. The differently abled candidates should bring with themselves the disability certificate issued by the Competent Authority and it should be produced at the examination centre to avail above relaxation(s).

20. CERTIFICATE AND MARKSHEET

CBSE will provide Central Teacher Eligibility Test (CTET) mark-sheets to all candidates and eligibility certificates to successful candidates in Digital Format in their DigiLocker account. The mark sheets and eligibility certificates will be digitally signed and will be legally valid as per the IT Act. The mark sheets and eligibility certificates will also contain an encrypted QR Code to enhance security. The QR code can be scanned and verified using the DigiLocker mobile app. The DigiLocker accounts of the all present candidates will be created and the account credentials will be conveyed to the candidates on their mobile numbers registered with CBSE. The candidates will be able to download their digital mark-sheet and eligibility certificates using the communicated credentials.

21. WEEDING OUT RULES

The records of Central Teacher Eligibility Test are preserved only upto Two months from the date of declaration of result in accordance with CBSE Examination Weeding out rules. Thereafter it will be disposed of as per weeding out rules.

22. Display of Recorded Responses

The CTET will send the link of Question Paper attempted by the candidates on the mail-id provided by the candidates in online application form after two to three days of conduct of examination.

The link of Question Paper attempted by the candidates with correct answer key will be sent on the mail-id provided by the candidates in online application form after two to three days of declaration of result.

Thereafter the candidates can also seek a photocopy of their recorded responses along with calculation sheet by paying fee of Rs.500/- by way of Demand Draft in favour of Secretary, Central Board of Secondary Education drawn on any Nationalized bank and payable at Delhi.

23. DISPLAY OF ANSWER KEY FOR CHALLENGES

The CTET will display Provisional Answer Key of the questions on the CTET website: <https://ctet.nic.in> with a Public Notice issued to this effect on the said website, to provide an opportunity to the candidates to challenge the Provisional Answer Keys with a non-refundable prescribed fee as processing charges. The provisional Answer Keys are likely to be displayed for two to three days.

Only paid challenges made during stipulated time will be considered. Challenges without payment of fee and those filed on any other medium (viz. email/letter/representation) will not be considered.

The CTET's decision on the challenges shall be final and no further communication will be entertained. CTET will not inform the Candidates individually about their challenges.

The subject experts will examine all the challenges received and then the final answer keys will be displayed. The result will be declared according to the final answer keys.

No grievance with regard to answer key(s) after declaration of result of CTET- DECEMBER 2021 will be entertained.

24 Test Practice Centres (TPCs)

The Ministry of Education has given the responsibility to the CBSE to conduct CTET on the guidelines framed by NCTE. As the the National Education Policy 2020 emphasizes on digital literacy, digital pedagogy, use of technology and its integration so as to transform the entire nation into a digitally empowered society, the 15th edition of CTET will be conducted on Computer Based Test (CBT Mode). In order to facilitate the candidates

especially in remote and rural areas to enable them to practice and be comfortable in taking a Computer Based Test (CBT), all efforts are made to provide practice tests and questions so that candidates can familiarize themselves with logging into the system, go through the detailed instructions regarding the test, use the mouse or numeric keyboard on screen (virtual) for attempting each question, scroll down to the next question, navigate between questions, review and edit their options and submit answers. A list of such practice centers with address and contact details are available on CTET website. Candidates who are not well conversant and face difficulties in the online test due to various constraints may use the services of these centers free of cost.

25. LEGAL JURISDICTION

All disputes pertaining to the conduct of CTET shall fall within the jurisdiction of Delhi only. The Secretary, CBSE shall be the legal person in whose name the Board may sue or may be sued.

**STRUCTURE AND CONTENT OF SYLLABUS
(Paper I and Paper II)**

Paper I (for classes 1 to V) Primary Stage

- | | | |
|-----------|---|---------------------|
| I. | Child Development and Pedagogy | 30 Questions |
| | a) Child Development (Primary School Child) | 15 Questions |
| | <ul style="list-style-type: none"> • Concept of development and its relationship with learning • Principles of the development of children • Influence of Heredity & Environment • Socialization processes: Social world & children (Teacher, Parents, Peers) • Piaget, Kohlberg and Vygotsky: constructs and critical perspectives • Concepts of child-centered and progressive education • Critical perspective of the construct of Intelligence • Multi-Dimensional Intelligence • Language & Thought • Gender as a social construct; gender roles, gender-bias and educational practice • Individual differences among learners, understanding differences based on diversity of language, caste, gender, community, religion etc. • Distinction between Assessment for learning and assessment of learning; School-Based Assessment, Continuous & Comprehensive Evaluation: perspective and practice • Formulating appropriate questions for assessing readiness levels of learners; for enhancing learning and critical thinking in the classroom and for assessing learner achievement. | |
| | b) Concept of Inclusive education and understanding children with special needs | 5 Questions |
| | <ul style="list-style-type: none"> • Addressing learners from diverse backgrounds including disadvantaged and deprived • Addressing the needs of children with learning difficulties, 'impairment' etc. • Addressing the Talented, Creative, Specially abled Learners | |
| | c) Learning and Pedagogy | 10 Questions |
| | <ul style="list-style-type: none"> • How children think and learn; how and why children 'fail' to achieve success in school performance. • Basic processes of teaching and learning; children's strategies of learning; learning as a social activity; social context of learning. • Child as a problem solver and a 'scientific investigator' • Alternative conceptions of learning in children, understanding children's 'errors' as significant steps in the learning process. • Cognition & Emotions • Motivation and learning • Factors contributing to learning - personal & environmental | |

| | |
|--|---------------------|
| II. Language I | 30 Questions |
| a) Language Comprehension Reading unseen passages - two passages one prose or drama and one poem with questions on comprehension, inference, grammar and verbal ability (Prose passage may be literary, scientific, narrative or discursive) | 15 Questions |
| b) Pedagogy of Language Development <ul style="list-style-type: none"> • Learning and acquisition • Principles of language Teaching • Role of listening and speaking; function of language and how children use it as a tool • Critical perspective on the role of grammar in learning a language for communicating ideas verbally and in written form • Challenges of teaching language in a diverse classroom; language difficulties, errors and disorders • Language Skills • Evaluating language comprehension and proficiency: speaking, listening, reading and writing • Teaching- learning materials: Textbook, multi-media materials, multilingual resource of the classroom • Remedial Teaching | 15 Questions |
| III. Language - II | 30 Questions |
| a) Comprehension Two unseen prose passages (discursive or literary or narrative or scientific) with question on comprehension, grammar and verbal ability | 15 Questions |
| b) Pedagogy of Language Development <ul style="list-style-type: none"> • Learning and acquisition • Principles of language Teaching • Role of listening and speaking; function of language and how children use it as a tool • Critical perspective on the role of grammar in learning a language for communicating ideas verbally and in written form; • Challenges of teaching language in a diverse classroom; language difficulties, errors and disorders • Language Skills • Evaluating language comprehension and proficiency: speaking, listening, reading and writing • Teaching - learning materials: Textbook, multi-media materials, multilingual resource of the classroom • Remedial Teaching | 15 Questions |

| | |
|--|---------------------|
| IV Mathematics | 30 Questions |
| a) Content <ul style="list-style-type: none"> • Geometry • Shapes & Spatial Understanding • Solids around Us • Numbers • Addition and Subtraction • Multiplication • Division • Measurement • Weight • Time • Volume • Data Handling • Patterns • Money | 15 Questions |
| b) Pedagogical issues <ul style="list-style-type: none"> • Nature of Mathematics/Logical thinking; understanding children’s thinking and reasoning patterns and strategies of making meaning and learning • Place of Mathematics in Curriculum • Language of Mathematics • Community Mathematics • Evaluation through formal and informal methods • Problems of Teaching • Error analysis and related aspects of learning and teaching • Diagnostic and Remedial Teaching | 15 Questions |
| V. Environmental Studies | 30 Questions |
| a) Content <ul style="list-style-type: none"> i. Family and Friends: <ul style="list-style-type: none"> Relationships Work and Play Animals Plants ii. Food iii. Shelter iv. Water v. Travel vi. Things We Make and Do | 15 Questions |

b) Pedagogical Issues**15 Questions**

- Concept and scope of EVS
- Significance of EVS, integrated EVS
- Environmental Studies & Environmental Education
- Learning Principles
- Scope & relation to Science & Social Science
- Approaches of presenting concepts
- Activities
- Experimentation/Practical Work
- Discussion
- CCE
- Teaching material/Aids
- Problems

Paper II (for classes VI to VIII) Elementary Stage**I. Child Development and Pedagogy****30 Questions****a) Child Development (Elementary School Child)****15 Questions**

- Concept of development and its relationship with learning
- Principles of the development of children
- Influence of Heredity & Environment
- Socialization processes: Social world & children (Teacher, Parents, Peers)
- Piaget, Kohlberg and Vygotsky: constructs and critical perspectives
- Concepts of child-centered and progressive education
- Critical perspective of the construct of Intelligence
- Multi-Dimensional Intelligence
- Language & Thought
- Gender as a social construct; gender roles, gender-bias and educational practice
- Individual differences among learners, understanding differences based on diversity of language, caste, gender, community, religion etc.
- Distinction between Assessment for learning and assessment of learning; School-Based Assessment, Continuous & Comprehensive Evaluation: perspective and practice
- Formulating appropriate questions for assessing readiness levels of learners; for enhancing learning and critical thinking in the classroom and for assessing learner achievement.

b) Concept of Inclusive education and understanding children with special needs**5 Questions**

- Addressing learners from diverse backgrounds including disadvantaged and deprived
- Addressing the needs of children with learning difficulties, 'impairment' etc.
- Addressing the Talented, Creative, Specially abled Learners

c) Learning and Pedagogy**10 Questions**

- How children think and learn; how and why children 'fail' to achieve success in school performance.
- Basic processes of teaching and learning; children's strategies of learning; learning as a social activity; social context of learning.
- Child as a problem solver and a 'scientific investigator'
- Alternative conceptions of learning in children, understanding children's 'errors' as significant steps in the learning process.
- Cognition & Emotions
- Motivation and learning
- Factors contributing to learning - personal & environmental

II. Language I**30 Questions****a) Language Comprehension****15 Questions**

Reading unseen passages - two passages one prose or drama and one poem with questions on comprehension, inference, grammar and verbal ability (Prose passage may be literary, scientific, narrative or discursive)

b) Pedagogy of Language Development**15 Questions**

- Learning and acquisition
- Principles of language Teaching
- Role of listening and speaking; function of language and how children use it as a tool
- Critical perspective on the role of grammar in learning a language for communicating ideas verbally and in written form;
- Challenges of teaching language in a diverse classroom; language difficulties, errors and disorders
- Language Skills
- Evaluating language comprehension and proficiency: speaking, listening, reading and writing
- Teaching- learning materials: Textbook, multi-media materials, multilingual resource of the classroom
- Remedial Teaching

| | |
|---|-----------------------------------|
| III. Language-II | 30 Questions |
| a) Comprehension | 15 Questions |
| Two unseen prose passages (discursive or literary or narrative or scientific) with question on comprehension, grammar and verbal ability | |
| b) Pedagogy of Language Development | 15 Questions |
| <ul style="list-style-type: none"> • Learning and acquisition • Principles of language Teaching • Role of listening and speaking; function of language and how children use it as a tool • Critical perspective on the role of grammar in learning a language for communicating ideas verbally and in written form; • Challenges of teaching language in a diverse classroom; language difficulties, errors and disorders • Language Skills • Evaluating language comprehension and proficiency: speaking, listening, reading and writing • Teaching - learning materials: Textbook, multi-media materials, multilingual resource of the classroom • Remedial Teaching | |
| IV. Mathematics and Science | 60 Questions |
| (i) Mathematics | 30 Questions |
| | a) Content 20 Questions |
| v Number System | |
| <ul style="list-style-type: none"> • Knowing our Numbers • Playing with Numbers • Whole Numbers • Negative Numbers and Integers • Fractions | |
| v Algebra | |
| <ul style="list-style-type: none"> • Introduction to Algebra • Ratio and Proportion | |
| v Geometry | |
| <ul style="list-style-type: none"> • Basic geometrical ideas (2-D) • Understanding Elementary Shapes (2-D and 3-D) • Symmetry: (reflection) • Construction (using Straight edge Scale, protractor, compasses) | |

| | | |
|--|-------------------|---------------------|
| <ul style="list-style-type: none"> • Mensuration • Data handling | | |
| b) Pedagogical issues | | 10 Questions |
| <ul style="list-style-type: none"> • Nature of Mathematics/Logical thinking • Place of Mathematics in Curriculum • Language of Mathematics • Community Mathematics • Evaluation • Remedial Teaching • Problem of Teaching | | |
| i) Science | | 30 Questions |
| | a) Content | 20 Questions |
| <ul style="list-style-type: none"> ❖ Food <ul style="list-style-type: none"> • Sources of food • Components of food • Cleaning food ❖ Materials <ul style="list-style-type: none"> • Materials of daily use ❖ The World of the Living ❖ Moving Things People and Ideas ❖ How things work <ul style="list-style-type: none"> • Electric current and circuits • Magnets ❖ Natural Phenomena ❖ Natural Resources | | |
| b) Pedagogical issues | | 10 Questions |
| <ul style="list-style-type: none"> • Nature & Structure of Sciences • Natural Science/Aims & objectives • Understanding & Appreciating Science • Approaches/Integrated Approach • Observation/Experiment/Discovery (Method of Science) • Innovation • Text Material/Aids • Evaluation - cognitive/psychomotor/affective • Problems • Remedial Teaching | | |

V. Social Studies/Social Sciences**60 Questions****a) Content****40 Questions****❖ History**

- When, Where and How
- The Earliest Societies
- The First Farmers and Herders
- The First Cities
- Early States
- New Ideas
- The First Empire
- Contacts with Distant lands
- Political Developments
- Culture and Science
- New Kings and Kingdoms
- Sultans of Delhi
- Architecture
- Creation of an Empire
- Social Change
- Regional Cultures
- The Establishment of Company Power
- Rural Life and Society
- Colonialism and Tribal Societies
- The Revolt of 1857-58
- Women and reform
- Challenging the Caste System
- The Nationalist Movement
- India After Independence

❖ Geography

- Geography as a social study and as a science
- Planet: Earth in the solar system
- Globe
- Environment in its totality: natural and human environment
- Air
- Water

- Human Environment: settlement, transport and communication
- Resources: Types-Natural and Human
- Agriculture

❖ **Social and Political Life**

- Diversity
- Government
- Local Government
- Making a Living
- Democracy
- State Government
- Understanding Media
- Unpacking Gender
- The Constitution
- Parliamentary Government
- The Judiciary
- Social Justice and the Marginalised

b) Pedagogical issues

20 Questions

- Concept & Nature of Social Science/Social Studies
- Class Room Processes, activities and discourse
- Developing Critical thinking
- Enquiry/Empirical Evidence
- Problems of teaching Social Science/Social Studies
- Sources - Primary & Secondary
- Projects Work
- Evaluation

Note: For Detailed syllabus of classes I-VIII, please refer to NCERT syllabus and textbooks

A. PROCEDURE TO BE FOLLOWED DURING CONDUCT OF CTET

1. The examination rooms/hall will be opened at 7:30 am for Shift – I and 12.30PM for Shift - II i.e. 120 minutes before the commencement of test. Candidates should take their seat immediately after opening of the examination hall. If the candidates do not report in time due to any reason i.e. traffic jam, train/bus delay etc, they are likely to miss some of the general instructions to be announced in the Examination Hall.
2. The candidate must show, the Admit Card downloaded from CTET official website for admission in the examination room/hall. A candidate who does not possess the valid Admit Card shall not be permitted for the examination under any circumstances by the Centre Superintendent.
3. A seat indicating roll number will be allocated to each candidate. Candidates should find and occupy their allocated seat only. Any candidate found to have changed room or the seat on his/her own other than allotted, his/her candidature shall be cancelled and no plea would be accepted for it.
4. **A candidate who comes after the commencement of the examination shall not be permitted to sit in the examination. The candidates shall report at the Examination Centre at 7:30am for Shift – I and 12.30PM for Shift - II i.e. 120 minutes before the examination.**
5. **Candidates are not allowed to carry the following items inside the centres :-**
 - a) **Any stationery item like textual material (printed or written), bits of papers, Geometry/Pencil Box, Plastic Pouch, Calculator, Scale, Writing Pad, Pen drives, Eraser, Calculator, Log Table, Electronic Pen/scanner, Cardboard etc.**
 - b) **Any communication devices like Mobile phones, Bluetooth, Earphones, Microphone, Pager, Health band etc.**
 - c) **Any Watch/Wrist watch, Camera, wallet, goggles, handbags Golden ornaments etc.**
 - d) **Any other item which could be used for unfair means and for hiding communication devices/gadgets like Camera, Bluetooth device etc.**
6. No candidate, without the special permission of the Invigilator concerned, will leave his/her seat or Examination Room until the full duration of the paper is over.
7. Smoking, chewing gutka, spiting etc. in the Examination Hall/Room is strictly prohibited.
8. Tea, coffee, cold drinks or snacks are not allowed to be taken into the examination rooms during examination hours.

IMPORTANT INSTRUCTIONS PRIOR TO EXAMINATION


9. The test will start exactly at the time mentioned in the Admit Card and an announcement to this effect will be made by the invigilator.
10. During the examination invigilator will check Admit Card of all the candidates to verify the identity of the candidate.
11. The candidate should ensure that the question paper available on the computer is as per his/her opted subject/language indicated in the Admit Card. In case, the subject of question paper is other than his/her opted subject/language, the same may be brought to the notice of the Invigilator concerned.
12. Candidate may approach the Centre Superintendent/Invigilator in the room for any technical assistance, first aid emergency or any other information during the course of examination.
13. In case, a candidate, by furnishing false information, appears in more than one shift/date, his/her candidature will be cancelled and his/her result will not be declared.
14. For those who are unable to appear on the scheduled date of test for any reason, retest shall not be held by the CTET under any circumstances.
15. **ROUGH WORK:**
All calculations/writing work are to be done only in the Rough Sheet provided at the Test Centre in the examination Room/Hall and on completion of the test, candidates must hand over the Rough Sheets to the Invigilator on duty in the Room/Hall.
16. **UNFAIR MEANS:**
Candidates shall maintain proper silence and attend their Question Paper only. Any conversation or gesticulation or disturbance in the Examination Room/Hall shall be deemed as mis-behaviour. If a candidate is found using unfair means or impersonating, his/her candidature shall be cancelled and he/she will be liable to be debarred for taking examination either permanently or for a specified period according to the nature of offence.
If any candidate is in possession of any item(s) as mentioned in Para 5 above, his/her candidature for current examination will be cancelled and also liable to be debarred for future examination(s).
17. The announcement about the beginning of the test, half time and closing of test will be made by the invigilator. The candidate must stop marking their responses immediately after the closing of test announcement has been made by invigilator.

Computer Based Test (CBT)

Earlier the CTET Examinations were conducted through off-line mode. But in order to motivate the futuristic teachers to become computer literate, this time the CTET will be conducted through on-line mode i.e. Computer Based Test (CBT). A CBT requires candidates to sit in front of a computer terminal (node) allocated to them against their Roll number and Admit card. After logging the candidate will get detailed instructions for the examination. At the designated time of start of examination, the candidates will be able to proceed and see the questions on the computer screen using the computer mouse. Candidates will have the option to change / modify/ edit / answers already entered any time during the examination.

- (c) After login, the candidate shall be able to see the detailed instructions for the examination. Candidates are advised to go through the instructions carefully. At the designated time of start of the examination, the candidates will be able to proceed and see the questions on the computer screen.

Candidate Login Page

| | | |
|---|--|--|
| <p>System Name :</p> <h1 style="color: yellow; margin: 0;">C001</h1> <p style="font-size: small; margin: 0;">Kindly get in touch with the invigilator if there are any discrepancies in the Name and Photograph displayed on the screen or if the photograph is not yours</p> | <p>Candidate Name :</p> <h1 style="color: yellow; margin: 0;">Ravi Sha...</h1> <p style="margin: 0;">Subject : Mock Exam</p> |  |
|---|--|--|

Login

11111

Change Language English ▼


Sign In


General Instructions:


Please read the instructions carefully.


1. Total duration of examination is **150** minutes.
2. The clock will be set at the server. The countdown timer in the top right corner of screen will display the remaining time available for you to complete the examination. When the timer reaches zero, the examination will end by itself. You will not be required to end or submit your examination.
3. The Question Palette displayed on the right side of screen will show the status of each question using one of the following symbols:



 You have not visited the question yet.

 You have not answered the question.

 You have answered the question.

 You have NOT answered the question, but have marked the question for review.

 The question(s) "Answered and Marked for Review" will be considered for evaluation.

4. The Marked for Review status for a question simply indicates that you would like to look at that question again.
5. You can click on the ">" arrow which appears to the left of question palette to collapse the question palette thereby maximizing the question window. To view the question palette again, you can click on "<" which appears on the right side of question window.
6. You can click on your "Profile" image on top right corner of your screen to change the language during the exam for entire question paper. On clicking of Profile image you will get a drop-down to change the question content to the desired language.
7. You can click on  to navigate to the bottom and  to navigate to the top of the question area, without scrolling.

Navigating to a Question:

8. To answer a question, do the following:
 - a. Click on the question number in the Question Palette at the right of your screen to go to that numbered question directly. Note that using this option does NOT save your answer to the current question.
 - b. Click on **Save & Next** to save your answer for the current question and then go to the next question.
 - c. Click on **Mark for Review & Next** to save your answer for the current question, mark it for review, and then go to the next question.

Answering a Question :

9. Procedure for answering a multiple choice type question:
 - a. To select your answer, click on the button of one of the options
 - b. To deselect your chosen answer, click on the button of the chosen option again or click on the **Clear Response** button
 - c. To change your chosen answer, click on the button of another option
 - d. To save your answer, you MUST click on the **Save & Next** button
 - e. To mark the question for review, click on the **Mark for Review & Next** button.

10. To change your answer to a question that has already been answered, first select that question for answering and then follow the procedure for answering that type of question.

Navigating through sections:

11. Sections in this question paper are displayed on the top bar of the screen. Questions in a section can be viewed by clicking on the section name. The section you are currently viewing is highlighted.
12. After clicking the Save & Next button on the last question for a section, you will automatically be taken to the first question of the next section.
13. You can shuffle between sections and questions anytime during the examination as per your convenience only during the time stipulated.
14. Candidate can view the corresponding section summary as part of the legend that appears in every section above the question palette.
15. **For correctness of the translation for a particular language, only the English version will be considered as the final version for the evaluation purpose.**

General Instructions:

The keyboard attached to the computer, if any, will be disabled during the entire duration of the examination. Depending on the type of question, the answers to questions can either be entered by clicking on the virtual on-screen keyboard (numeric or otherwise) using the computer mouse or by clicking the chosen option(s) using the computer mouse. Candidates will have the option to change/modify answers already entered anytime during the entire duration of the examination.

In case the computer/mouse allotted to any candidate malfunctions anytime during the test, he/she will be immediately allotted another computer system and the time lost due to this will be adjusted in the server so as to give the candidate the full allotted time.

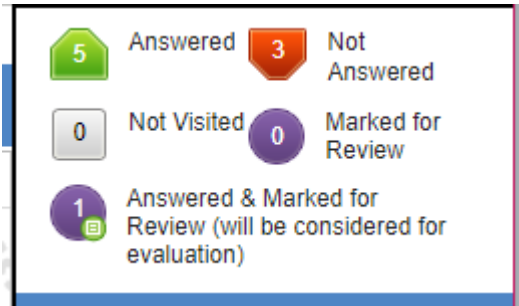
The on-screen computer clock counter of every candidate will be set at the server. The countdown timer in the top right side of computer screen will display the time remaining (in minutes) available for the candidate to complete the examination. When the timer reaches zero, the examination will end by itself. Candidate will not be required to end or submit the examination.

The keyboard attached to the computer, if any, will be disabled during the entire duration of the examination. Depending on the type of question, the answers to questions can either be entered by clicking on the virtual on-screen keyboard (numeric or otherwise) using the computer mouse or by clicking the chosen option(s) using the computer mouse. Candidates will have the option to change/modify answers already entered anytime during the entire duration of the examination.

In case the computer/mouse allotted to any candidate malfunctions anytime during the test, he/she will be immediately allotted another computer system and the time lost due to this will be adjusted in the server so as to give the candidate the full allotted time.

The on-screen computer clock counter of every candidate will be set at the server. The countdown timer in the top right side of computer screen will display the time remaining (in minutes) available for the candidate to complete the examination. When the timer reaches zero, the examination will end by itself.

- (d) The Question Palette displayed on the screen will show the status of each question using one of the following symbols:



The question(s) “Answered and Marked for Review” status for a question indicates that candidate would like to have a relook at that question again. A candidate has the option of answering a question and simultaneously “Marked for Review”, these answers will be considered for evaluation. However, if a candidate has simply put “Marked for Review” for a question without answering it, the corresponding question marked for review without an answer will not be considered for evaluation. It may be noted that a candidate can return to any “Marked for Review” question any time during the examination by clicking on the corresponding question number icon displayed on the Question Palette of the corresponding section.

- (e) Candidate can click on the “>” arrow which appears to the left of question palette to collapse the question palette thereby maximizing the question viewing window. To view the question palette again, candidate can click on “<” which appears on the right side of question window.
- (f) Candidate can click on to navigate to the bottom and to navigate to the top of the question area, without scrolling. Using the computer mouse the candidate can scroll up and down the question viewing area for viewing the entire question.
- (g) The full paper can be viewed by clicking the “Question Paper” icon on the top right corner of the screen.
- (h) Blank Sheets for doing Rough Work/calculations shall be provided to the candidates. The Blanks Sheets would have a Header page for the candidates to write down his/her Name and Roll Number. All calculations/writing work are to be done only in the Blank Sheets provided at the centre in the examination Room/Hall and on completion of the test candidates must hand over the rough sheets to the invigilator on duty in the Room/Hall.
- (i) **Navigating to a Question To navigate between questions within a Paper, candidate needs to do the following:**
- Click on the question number in the Question Palette at the right of the screen to go to that numbered question directly. Note that using this option does NOT save the answer to the currently displayed question.
 - Click on “Save & Next” to save the answer of any question. Clicking on “Save & Next” will save the answer for the current question and the next question will be displayed on the candidate’s computer screen.
 - Click on “Mark for Review & Next” to mark a question for review (without answering it) and proceed to the next question.

(j) Answering a Question

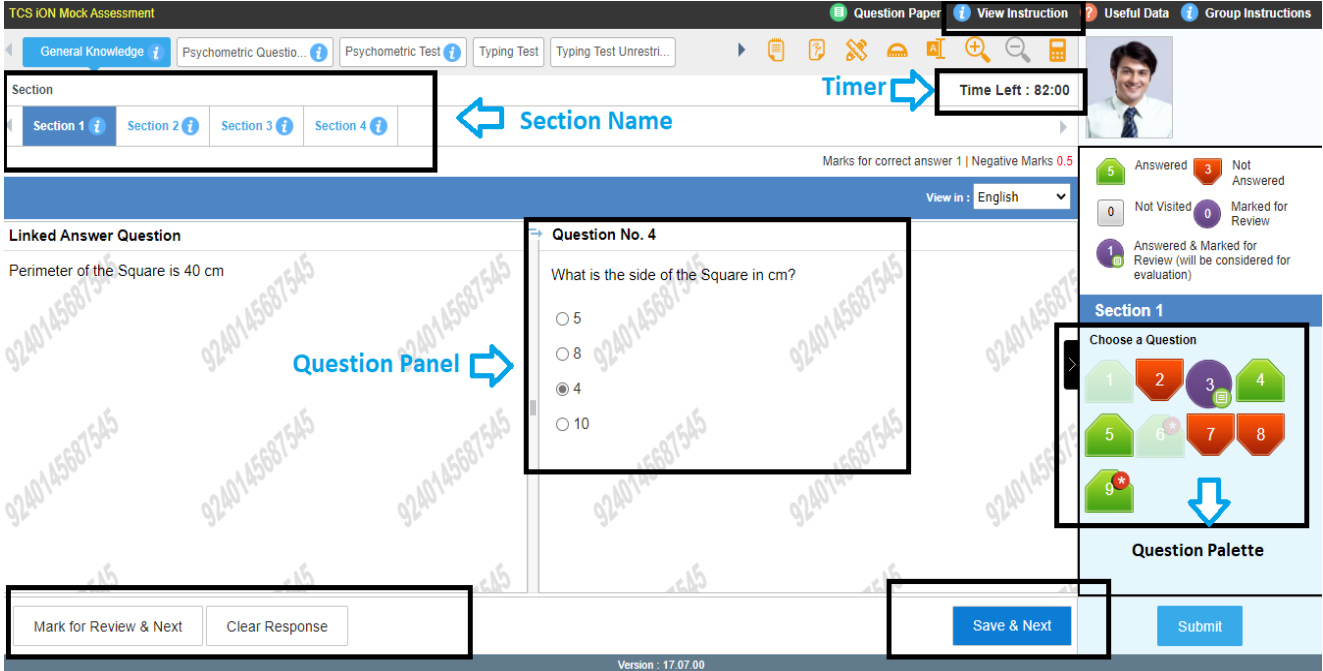
To navigate between questions within a Paper, candidate needs to do the following:

Procedure for answering a Multiple-Choice type question:

- (a) To select the option(s), click on the corresponding button(s) of the option(s).
- (b) To deselect the chosen answer, click on the button of the chosen option again or click on the “Clear Response” button.
- (c) To save the answer, the candidate MUST click on the “Save & Next” button.
- (d) To mark the question for review (without answering it), click on the “Mark for Review & Next” button.

(k) Navigating through sections:

- (i) Sections in the question paper are displayed on the top bar of the screen. Questions in a section can be viewed by clicking on the section name. The section in which candidate is currently viewing will be highlighted.
- (ii) After clicking the “Save & Next” button on the last question for a section, candidate will automatically be taken to the first question of the next section.
- (iii) Candidate can shuffle between sections and questions within sections anytime during the examination as per the convenience only during the time stipulated.
- (iv) Candidate can view the corresponding section summary as part of the legend that appears in every section above the question palette.



The screenshot shows the TCS ION Mock Assessment interface. At the top, there is a navigation bar with buttons for 'Question Paper', 'View Instruction', 'Useful Data', 'Group Instructions', and 'Section Instructions'. A red box highlights the 'View Instruction' button, and a yellow arrow points to it with the text 'To view Instructions'. Below this, an 'Instructions' window is open, displaying the following content:

Instructions

View in : English

Please read the instructions carefully

General Instructions:

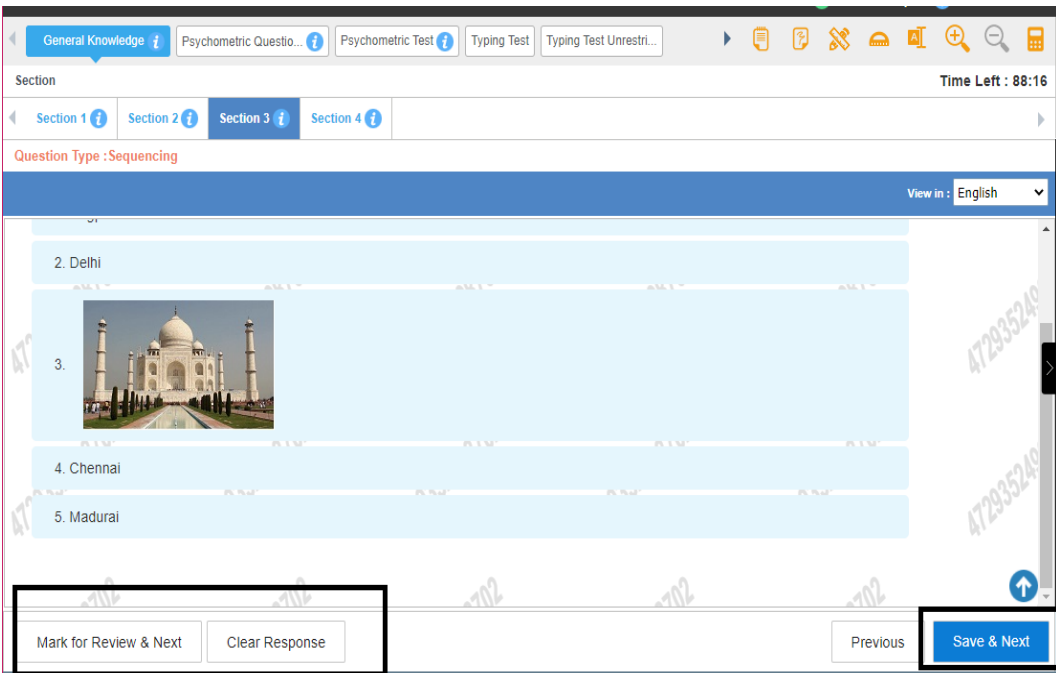
- Total duration of examination is 100 minutes.
- The clock will be set at the server. The countdown timer in the top right corner of screen will display the remaining time available for you to complete the examination. When the timer reaches zero, the examination will end by itself. You will not be required to end or submit your examination.
- The Question Palette displayed on the right side of screen will show the status of each question using one of the following symbols:
 - You have not visited the question yet.
 - You have not answered the question.
 - You have answered the question.
 - You have NOT answered the question, but have marked the question for review.
 - The question(s) "Answered and Marked for Review" will be considered for evaluation.
 - The question(s) "Marked for Review" will be not be considered for evaluation. Hence, no marks will be allocated for the same.

The Marked for Review status for a question simply indicates that you would like to look at that question again.
- You can click on the ">" arrow which appears to the left of question palette to collapse the question palette thereby maximizing the question window. To view the question palette again, you can click on "<" which appears on the right side of question window.

- (l) **Procedure for answering questions that require inputs from on-screen virtual key board (numeric or otherwise):**
- (a) Candidate will have to use the on-screen virtual keyboard (that would be displayed just below the question statement of these types of questions) and the attached computer mouse to enter his/her answer in the space provided for answer.

The answer can be changed, if required, anytime during the test. To save the answer, the candidate **MUST** click on the **“Save & Next”** button.

- (a) To mark the question for review (without answering it), click on the **“Mark for Review & Next”** button.
- (b) Candidate will have the option to change previously saved answer of any question, anytime during the entire duration of the test. To change the answer to a question that has already been answered, first select the corresponding question from the Question Palette, then click on **“Clear Response”** to clear the previously entered answer and subsequently follow the procedure for answering that type of question.



LIST OF STATE/UT & CITY WHERE CENTRAL TEACHER ELIGIBILITY TEST DECEMBER-2021 WILL BE CONDUCTED

| City Code | STATE | CITY |
|------------------|-------------------|-----------------------|
| 101 | ANDAMAN & NICOBAR | PORT BLAIR |
| 102 | ANDHRA PRADESH | ANANTAPUR |
| 103 | ANDHRA PRADESH | BHIMAVARAM |
| 104 | ANDHRA PRADESH | CHIRALA |
| 105 | ANDHRA PRADESH | ELURU |
| 106 | ANDHRA PRADESH | GUNTUR |
| 107 | ANDHRA PRADESH | KADAPA |
| 108 | ANDHRA PRADESH | KAKINADA |
| 109 | ANDHRA PRADESH | KURNOOL |
| 110 | ANDHRA PRADESH | NANDYALA |
| 111 | ANDHRA PRADESH | NARSARAOPETA |
| 112 | ANDHRA PRADESH | NELLORE |
| 113 | ANDHRA PRADESH | PRODDATUR |
| 114 | ANDHRA PRADESH | RAJAHMUNDRY |
| 115 | ANDHRA PRADESH | SRIKAKULAM |
| 116 | ANDHRA PRADESH | TIRUPATI |
| 117 | ANDHRA PRADESH | VIJAYAWADA |
| 118 | ANDHRA PRADESH | VISAKHAPATNAM |
| 119 | ANDHRA PRADESH | VIZIANAGARAM |
| 120 | ARUNACHAL PRADESH | ITANAGAR (NAHARLAGUN) |
| 121 | ASSAM | DIBRUGARH |
| 122 | ASSAM | GUWAHATI |
| 123 | ASSAM | JORHAT |

| City Code | STATE | CITY |
|------------------|------------------------|------------------------|
| 124 | ASSAM | SILCHAR |
| 125 | ASSAM | TEZPUR |
| 126 | BIHAR | BHAGALPUR |
| 127 | BIHAR | BHOJPUR (ARA) |
| 128 | BIHAR | DARBHANGA |
| 129 | BIHAR | GAYA |
| 130 | BIHAR | MUZAFFARPUR |
| 131 | BIHAR | PATNA |
| 132 | BIHAR | PURNEA |
| 133 | CHANDIGARH | CHANDIGARH (MOHALI) |
| 134 | CHHATTISGARH | BHILAI NAGAR (DURG) |
| 135 | CHHATTISGARH | BILASPUR |
| 136 | CHHATTISGARH | RAIPUR |
| 137 | DADAR AND NAGAR HAVELI | DADAR AND NAGAR HAVELI |
| 138 | DAMAN & DIU | DAMAN |
| 139 | DELHI | NEW DELHI |
| 140 | GOA | PANAJI (MADGAON) |
| 141 | GUJARAT | AHMEDABAD |
| 142 | GUJARAT | ANAND |
| 143 | GUJARAT | BARDOLI |
| 144 | GUJARAT | GANDHINAGAR |
| 145 | GUJARAT | JAMNAGAR |
| 146 | GUJARAT | MEHSANA |
| 147 | GUJARAT | RAJKOT |

| City Code | STATE | CITY |
|------------------|-------------------|-------------|
| 148 | GUJARAT | SURAT |
| 149 | GUJARAT | VADODARA |
| 150 | GUJARAT | VALSAD |
| 151 | GUJARAT | VAPI |
| 152 | HARYANA | AMBALA |
| 153 | HARYANA | FARIDABAD |
| 154 | HARYANA | GURUGRAM |
| 155 | HARYANA | HISAR |
| 156 | HARYANA | KARNAL |
| 157 | HARYANA | KURUKSHETRA |
| 158 | HIMACHAL PRADESH | BILASPUR |
| 159 | HIMACHAL PRADESH | HAMIRPUR |
| 160 | HIMACHAL PRADESH | KULLU |
| 161 | HIMACHAL PRADESH | MANDI |
| 162 | HIMACHAL PRADESH | SHIMLA |
| 163 | HIMACHAL PRADESH | SOLAN |
| 164 | HIMACHAL PRADESH | UNA |
| 165 | JAMMU AND KASHMIR | BARAMULLA |
| 166 | JAMMU AND KASHMIR | JAMMU |
| 167 | JAMMU AND KASHMIR | SAMBA |
| 168 | JAMMU AND KASHMIR | SRINAGAR |
| 169 | JHARKHAND | BOKARO |
| 170 | JHARKHAND | DHANBAD |
| 171 | JHARKHAND | HAZARIBAGH |

| City Code | STATE | CITY |
|-----------|----------------|-----------------------|
| 172 | JHARKHAND | JAMSHEDPUR |
| 173 | JHARKHAND | RANCHI |
| 174 | KARNATAKA | BELAGAVI(BELGAUM) |
| 175 | KARNATAKA | BENGALURU |
| 176 | KARNATAKA | HUBBALLI (DHARWAD) |
| 177 | KARNATAKA | KALABURAGI(GULBARGA) |
| 178 | KARNATAKA | MANGALURU (MANGALORE) |
| 179 | KARNATAKA | MYSURU (MYSORE) |
| 180 | KARNATAKA | SHIVAMOGGA (SHIMOGA) |
| 181 | KARNATAKA | UDUPI (MANIPAL) |
| 182 | KERALA | ALAPPUZHA |
| 183 | KERALA | ERNAKULAM (KOCHI) |
| 184 | KERALA | IDUKKI |
| 185 | KERALA | KANNUR |
| 186 | KERALA | KASARAGOD |
| 187 | KERALA | KOLLAM |
| 188 | KERALA | KOTTAYAM |
| 189 | KERALA | KOZHIKODE |
| 190 | KERALA | MALAPPURAM |
| 191 | KERALA | PALAKKAD |
| 192 | KERALA | THIRUVANANTHAPURAM |
| 193 | KERALA | THRISSUR |
| 194 | LAKSHWADEEP | KAVARATTI |
| 195 | MADHYA PRADESH | BHOPAL |
| 196 | MADHYA PRADESH | GWALIOR |

| City Code | STATE | CITY |
|------------------|----------------|----------------------|
| 197 | MADHYA PRADESH | INDORE |
| 198 | MADHYA PRADESH | JABALPUR |
| 199 | MADHYA PRADESH | SAGAR |
| 200 | MADHYA PRADESH | SATNA |
| 201 | MADHYA PRADESH | UJJAIN |
| 202 | MAHARASHTRA | AHMEDNAGAR |
| 203 | MAHARASHTRA | AMRAVATI |
| 204 | MAHARASHTRA | AURANGABAD |
| 205 | MAHARASHTRA | BARAMATI |
| 206 | MAHARASHTRA | CHANDRAPUR |
| 207 | MAHARASHTRA | DHULE |
| 208 | MAHARASHTRA | JALGAON |
| 209 | MAHARASHTRA | KASHTI |
| 210 | MAHARASHTRA | KOLHAPUR |
| 211 | MAHARASHTRA | KOPARGAON |
| 212 | MAHARASHTRA | LATUR |
| 213 | MAHARASHTRA | MUMBAI (NAVI MUMBAI) |
| 214 | MAHARASHTRA | NAGPUR |
| 215 | MAHARASHTRA | NANDED |
| 216 | MAHARASHTRA | NASHIK |
| 217 | MAHARASHTRA | PANDHARPUR |
| 218 | MAHARASHTRA | PUNE |
| 219 | MAHARASHTRA | RATNAGIRI |
| 220 | MAHARASHTRA | SANGAMNER |

| City Code | STATE | CITY |
|------------------|--------------|------------------|
| 221 | MAHARASHTRA | SANGLI |
| 222 | MAHARASHTRA | SATARA |
| 223 | MAHARASHTRA | SINDHUDURG |
| 224 | MAHARASHTRA | SOLAPUR |
| 225 | MANIPUR | IMPHAL |
| 226 | MEGHALAYA | SHILLONG |
| 227 | MIZORAM | AIZAWL |
| 228 | NAGALAND | DIMAPUR |
| 229 | NAGALAND | KOHIMA |
| 230 | ODISHA | BALASORE |
| 231 | ODISHA | BERHAMPUR-GANJAM |
| 232 | ODISHA | BHUBANESWAR |
| 233 | ODISHA | CUTTACK |
| 234 | ODISHA | DHENKANAL |
| 235 | ODISHA | ROURKELA |
| 236 | ODISHA | SAMBALPUR |
| 237 | PUDUCHERRY | PUDUCHERRY |
| 238 | PUNJAB | AMRITSAR |
| 239 | PUNJAB | BHATINDA |
| 240 | PUNJAB | FATEHGARH SAHIB |
| 241 | PUNJAB | JALANDHAR |
| 242 | PUNJAB | LUDHIANA |
| 243 | PUNJAB | PATHANKOT |
| 244 | PUNJAB | PATIALA |

| City Code | STATE | CITY |
|------------------|--------------|-------------------------|
| 245 | PUNJAB | SANGRUR |
| 246 | RAJASTHAN | AJMER |
| 247 | RAJASTHAN | ALWAR |
| 248 | RAJASTHAN | BIKANER |
| 249 | RAJASTHAN | JAIPUR |
| 250 | RAJASTHAN | JODHPUR |
| 251 | RAJASTHAN | KOTA |
| 252 | RAJASTHAN | SIKAR |
| 253 | RAJASTHAN | UDAIPUR |
| 254 | SIKKIM | GANGTOK |
| 255 | TAMIL NADU | CHENNAI |
| 256 | TAMIL NADU | COIMBATORE |
| 257 | TAMIL NADU | CUDDALORE |
| 258 | TAMIL NADU | DINDIGUL |
| 259 | TAMIL NADU | ERODE |
| 260 | TAMIL NADU | KANCHIPURAM |
| 261 | TAMIL NADU | KARUR |
| 262 | TAMIL NADU | MADURAI |
| 263 | TAMIL NADU | NAGERCOIL (KANYAKUMARI) |
| 264 | TAMIL NADU | NAMAKKAL |
| 265 | TAMIL NADU | SALEM |
| 266 | TAMIL NADU | THANJAVUR |
| 267 | TAMIL NADU | THOOTHUKUDI |
| 268 | TAMIL NADU | TIRUCHIRAPPALLI |

| City Code | STATE | CITY |
|------------------|---------------|--------------------|
| 269 | TAMIL NADU | TIRUNELVELI |
| 270 | TAMIL NADU | TIRUPUR |
| 271 | TAMIL NADU | VELLORE |
| 272 | TAMIL NADU | VILUPPURAM |
| 273 | TAMIL NADU | VIRUDHUNAGAR |
| 274 | TELANGANA | HYDERABAD |
| 275 | TELANGANA | KARIMNAGAR |
| 276 | TELANGANA | KHAMMAM |
| 277 | TELANGANA | KODAD |
| 278 | TELANGANA | MAHBUBNAGAR |
| 279 | TELANGANA | NALGONDA |
| 280 | TELANGANA | NIZAMABAD |
| 281 | TELANGANA | WARANGAL |
| 282 | TRIPURA | AGARTALA |
| 283 | UTTAR PRADESH | AGRA |
| 284 | UTTAR PRADESH | ALIGARH |
| 285 | UTTAR PRADESH | BAREILLY |
| 286 | UTTAR PRADESH | BASTI |
| 287 | UTTAR PRADESH | BIJNOR |
| 288 | UTTAR PRADESH | BILASPUR |
| 289 | UTTAR PRADESH | FAIZABAD (AYODHYA) |
| 290 | UTTAR PRADESH | FIROZABAD |
| 291 | UTTAR PRADESH | GHAZIABAD |
| 292 | UTTAR PRADESH | GHAZIPUR |

| City Code | STATE | CITY |
|-----------|---------------|-----------------------|
| 293 | UTTAR PRADESH | GORAKHPUR |
| 294 | UTTAR PRADESH | JHANSI |
| 295 | UTTAR PRADESH | KANPUR |
| 296 | UTTAR PRADESH | LUCKNOW |
| 297 | UTTAR PRADESH | MATHURA |
| 298 | UTTAR PRADESH | MEERUT |
| 299 | UTTAR PRADESH | MORADABAD |
| 300 | UTTAR PRADESH | MUZAFFARNAGAR |
| 301 | UTTAR PRADESH | NOIDA (GREATER NOIDA) |
| 302 | UTTAR PRADESH | PRAYAGRAJ (ALLAHABAD) |
| 303 | UTTAR PRADESH | SITAPUR |
| 304 | UTTAR PRADESH | VARANASI |
| 305 | UTTARAKHAND | ALMORA |
| 306 | UTTARAKHAND | DEHRADUN |
| 307 | UTTARAKHAND | HALDWANI |
| 308 | UTTARAKHAND | PAURI GARHWAL |
| 309 | UTTARAKHAND | ROORKEE |
| 310 | UTTARAKHAND | RUDRAPUR |
| 311 | WEST BENGAL | ASANSOL |
| 312 | WEST BENGAL | BURDWAN |
| 313 | WEST BENGAL | DURGAPUR |
| 314 | WEST BENGAL | HOWRAH |
| 315 | WEST BENGAL | KALYANI |
| 316 | WEST BENGAL | KOLKATA |
| 317 | WEST BENGAL | SILIGURI |
| 318 | WEST BENGAL | SIURI |

IMPORTANT NOTES:

Candidates can apply for CTET – DECEMBER 2021 ‘ON-LINE’ through CTET website <https://ctet.nic.in> w.e.f. 20-09-2021 to 19-10-2021

1. The candidate applying for CTET is required:-

- i) To go through the Information Bulletin carefully with the entire requirement therein.
- ii) To satisfy eligibility to appear in the examination.
- iii) To submit On-line application by giving full particulars by accessing the CTET official website <https://ctet.nic.in>.
- iv) To write complete mailing address with **Postal PIN Code** at the time of applying.
- v) Before submission of application form, decide the mode of payment of fee.
- vi) To keep the Confirmation Page along with the original copy of E-Challan (In case fee is paid through E-Challan) of Canara Bank for future reference.
- vii) **If a candidate submits more than one on-line application, his/her candidature shall be liable to be cancelled and the candidate may also be debarred for future examination(s). No communication will be sent in this regard.**

2. Method of Submission of Online Application Form:

STEP 1: Log on to CTET official website <https://ctet.nic.in>. STEP 2: Go to the link “Apply Online” and open the same.

STEP 3: Fill in the Online Application Form and note down Registration Number/ Application Number.

(a) Authentication Form: Fill details like State, Identification type (select any Identity as applicable), Candidate’s Name, Date of Birth, Gender and Security Pin.

(b) Fill Online Application Form: Fill complete online Application Form and choose password. After submission, a Registration Number/Application Number gets generated. Note down the Registration No. / Application No. For subsequent login, system generated Registration No. / Application No. and chosen Password will be used.

- ❖ Candidate is advised not to disclose or share the password with anybody. Neither CTET nor NIC will be responsible for violation or misuse of the password of a candidate.
- ❖ Candidate should log out at the end of their session so that the contents of the application cannot be tampered by unauthorized persons.

STEP 4: Upload Scanned Images of latest Photograph and Signature

- Uploading of scanned Photo and Signature are mandatory.
- Upload scanned photograph and signature in JPG/JPEG format.
- Size of scanned photograph should be between 10 to 100 KB
- Image Dimension of photograph should be 3.5 cm (width) x 4.5 cm (height).
- Size of scanned signature should be between 3 to 30 KB.
- Image Dimension of signature should be 3.5 cm (length) x 1.5 cm (height).

The candidates are advised to keep the scanned images of latest photograph and signature of the candidates ready in JPG/JPEG format and as per the size and dimension specified, before applying online.

The scanned image of latest photograph is required to upload to avoid the inconvenience at centre, as this photograph will be matched with the actual candidate appearing in the examination.

STEP 5: Pay examination Fee by e-challan or debit/credit card.

Fee Details for CTET – DECEMBER 2021 are as follows:

| CATEGORY | Only Paper - I or II | Both Paper - I & II |
|--------------------------------|----------------------|---------------------|
| General/OBC (NCL) | Rs.1000/- | Rs.1200/- |
| SC/ST/Differently Abled Person | Rs.500/- | Rs.600/- |

GST as applicable will be charged extra by the Bank

Mode of Payment:

- **Remittance through E-Challan** by depositing the prescribed fee in CTET Exam Fee Account with Canara Bank:

- **Payment by Canara Bank e-Challan:**

The candidate has to select Canara Bank e-Challan mode to deposit the fee. As soon as the mode is selected, e-Challan will be generated containing specific details of the candidate along with amount (in INR) to be paid. The candidate has to take a printout of the same and take it to the any branch of Canara Bank for making payment. After payment, candidates are required to visit again the website and take the print of the “Confirmation Page”.

- **Payment by Canara Bank e-Challan**

The candidate has to select Canara e-Challan mode to deposit the fee. As soon as the mode is selected, e-Challan will be generated containing specific details of the candidate along with amount (in INR) to be paid. The candidate has to take a printout of the same and take it to the any branch of Canara Bank for making payment. After payment, candidates are required to visit again the website and take the print of the “Confirmation Page”.

- **By Online-mode** (Payment by Debit Card / Credit Card).

The candidate has to select the desired option to pay and follow the instructions to complete the payment process. After successful payment, candidate will be able to print the “Confirmation Page”.

- **By Net Banking** : The candidate has to select the desired option to pay and follow the instructions to complete the payment process. After successful payment candidate will be able to print the confirmation page.

In case, the fee payment status is not ‘OK’ the candidates are advised as following:-

- If the fee is paid through e-challan by depositing cash in above mentioned bank, the candidate should contact immediately the concerned bank to update his/her fee status on the website.
- If the fee is paid through credit/debit card and status is not OK, it means the transaction is cancelled and the amount will be refunded to concerned credit/debit card within a week. Such candidates have to pay the fee once again.
- If the fee is paid through net banking and status is not successful, it means the transaction is not completed. Such candidates have to pay the fee.
- **Please note that fee submitted by any other mode like money order, demand draft, IPO etc. will be rejected. Fee once paid will not be refunded under any circumstances.**

STEP 6: Print Confirmation page for record and future reference. Candidates are required to take printout of Confirmation Page for record and keep it for their reference. The Confirmation Page is not required to be sent to CTET Unit.

3. **The candidate should satisfy his/her eligibility before applying and shall be personally responsible in case he/she is not eligible to apply as per the given eligibility criteria.**
4. **Candidate should enter his/her particulars i.e. Name, Father’s Name, Mother’s Name and Date of Birth as per Class Xth Certificate. Please note that no request for any change in particular will be accepted under any circumstances after the specified date for online correction is over.**

INSTRUCTIONS FOR APPLYING ON-LINE APPLICATION FORM

SCREEN - 1



CENTRAL TEACHER ELIGIBILITY TEST (CTET-
DECEMBER, 2021) (DEMO)
CENTRAL BOARD OF SECONDARY EDUCATION



Home

Registration → Application Form → Image Upload → Fee Payment

Instructions and Procedure for online submission of Application Form

[Download Information Bulletin](#)

- Please read the Information Bulletin of CTET 2019 carefully before you start filling the Online Application Form.
- Candidates can apply for CTET 2021 'ON-LINE' through website www.ctet.nic.in
For 'ON-LINE' SUBMISSION - www.ctet.nic.in

| Category | Only Paper - I & II | Both Paper - I & II |
|--------------------------------------|--------------------------------------|---------------------------------------|
| General / OBC (NCL) Category | Rs. 1000/- (One Thousand) | Rs. 1200/- (One Thousand Two Hundred) |
| SC / ST / Differently Abled Category | Rs. 500/- (Five Hundred) | Rs. 600/- (Six Hundred) |
| SC / ST / Differently Abled Category | Rs. 350 /- (Three Hundred and fifty) | Rs. 600 /- (Six Hundred) |

GST (as applicable) will be charged extra by the Bank

The fee can be remitted in the following ways:

- Remittance through E-Challan by depositing the prescribed fee as CTET Exam Fee Account with Syndicate Bank or Canara Bank.
- By Debit/Credit Card.

- Application Procedure: 4 Simple Steps to be followed to apply online

Step 1: Fill in the Online Application Form and note down system generated Registration No./Application No. The candidate should supply all details while filling the Online Form. After successful submission of the data, Registration No. will be generated and it will be used to complete the remaining Steps of the Application Form and also required for all future correspondence.

Step 2: Upload Scanned Images of latest Photograph and Signature

Note:
The scanned images of latest photographs and signature should be in .jpg format.
Size of the photo image must be greater than 10 kb and less than 100 kb.
Size of the signature image must be greater than 3 kb and less than 30 kb.
Image Dimension of photograph should be 3.5 cm(width) * 4.5 cm(height) only
Image Dimension of signature should be 3.5 cm(length) * 1.5 cm(height) only
* NOTE: The candidate particulars can be edited till the payment of fees has not been made. Once the payment of fees has been made, candidate particulars cannot be edited at this stage. Thereafter corrections can be made only during the period in which online correction will be allowed as per the given schedule of CTET 2019.

Step 3: Pay Examination Fee by challan or debit card/ credit card.

For Payment by Syndicate Bank/ CANARA Bank challan: The candidate shall first select "Bank e-Challan" and then select the bank. Then an e-Challan will be generated containing details of the candidate along with amount to be paid as per their category and paper(s) opted. The candidate has to take a printout of the same and take it to the nearest Core Banking Service (CBS) facility enabled Branch of the respective Bank for making payment. Once the payment has been confirmed by the Bank/CBSE, a confirmation page will be generated.

OR

Step 4: Candidate can also pay fee by Debit/Credit Card. Or Net
Print Confirmation Page for your record and future reference.
- All Steps are mandatory. On-line application submission will be considered as complete only after receipt of "Confirmation Page" by candidate.

I have downloaded Information Bulletin, read and understood all the instructions.

[Click here to Proceed](#)

SCREEN - 2



CENTRAL TEACHER ELIGIBILITY TEST (CTET-
DECEMBER, 2021) (DEMO)
CENTRAL BOARD OF SECONDARY



[Home](#)

Registration Form

Personal Details

Candidate's Name : Father's Name :
 Mother's Name : Date of Birth: --Day-- ▾ --Month-- ▾ --Year-- ▾
 Identity Type : --Select-- ▾ Gender : --Select-- ▾
 Identification Number:

Contact Details

Address: Locality(Optional):
 City/Town/Village: State: --Select--
 District: --Select-- Pin Code:
 Email Address: Mobile Number (+91):
 Land Line No. with STD code or any other Contact No. (Optional):

Choose Password

Password: Confirm Password:
 Security Question: --Select-- ▾ Security Answer:

Security Pin

Enter security pin (case sensitive) :
 Security Pin : *SSC147*

SUBMIT

Application Form should be filled-in as follows:**Screen 1:**

- State:** Candidate should select 'State' from the dropdown List as per his/her Address.
- Identity Type and Identification Number:** Candidate should select identity type from the dropdown list, to ascertain his/her identity and write the identification type number.
- Candidate's Name:** Candidate should write his/her Name as recorded in the Class X Secondary Board Certificate.
- Date of Birth:** Mention Date of Birth as recorded in the Class X Secondary Board Certificate.
- Gender:** Select Gender: Male, Female, ~~Transgender~~.
- Enter **Security pin**

Screen 2:**1. Candidate's Particulars:-**

- Candidate's Name, Gender and Date of Birth will be auto-filled from the previous screen (Screen-1). Candidate may modify information filled in these fields, if required.
- Candidate's Mother Name:** Candidate should write his/her Mother's name as recorded in the Class X Secondary Board Certificate, in CAPITAL letters.
- Candidate's Father Name:** Candidate should write his/her Father's name, as recorded in the Class X Secondary Board Certificate, in CAPITAL letters.

2. Choice of Examination Centres:-

Candidate may select four different options for Examination Centres cities in order of preference from where he/she wishes to appear for the test. The choice (1st, 2nd, 3rd and 4th choice) of Examination centre city shall not be same. (Refer to List of Examination Cities on the website/Information Bulletin)

Note: In case the number of candidates in any of the notified centre city is very less for running the Examination centre or any other specific reason, the Board as its discretion may not conduct the Examination in City and the Candidate who opted that city as 1st Choice may be allotted Examination Centres in other city opted as 2nd or 3rd or 4th choice or any other city.

3. Languages Offered for CTET:

- Select two languages in which you wish to appear for CTET.

List of languages offered along with their codes are as follows:

| Language | Code No. | Language | Code No. |
|-----------|----------|----------|----------|
| English | 01 | Marathi | 11 |
| Hindi | 02 | Mizo | 12 |
| Assamese | 03 | Nepali | 13 |
| Bengali | 04 | Oriya | 14 |
| Garo | 05 | Punjabi | 15 |
| Gujarati | 06 | Sanskrit | 16 |
| Kannada | 07 | Tamil | 17 |
| Khasi | 08 | Telugu | 18 |
| Malayalam | 09 | Tibetan | 19 |
| Manipuri | 10 | Urdu | 20 |

Language I : Shall focus on the proficiencies related to the medium of instructions. Candidate is required to select any one from the Languages list.

Language II : Shall focus on the elements of language, communication and comprehensive abilities. Candidate is required to select any one from the Languages list.

Note:

- i. **Language II should be different from Language I.**
- ii. **The candidates must attempt questions in languages opted by him as mentioned in the Admit Card. In case the questions are attempted in any other languages, the candidature of such candidates shall be cancelled.**

b) Question Paper Medium:

Select Question Paper medium for subjects other than languages, from drop down menu box. Candidate can select either English or Hindi.

Note: No request for change of medium will be entertained under any circumstances.

4. Differently Abled: Person with disability:

If 'Yes' is selected, please select any of the following from differently-abled drop down menu box:

1. Locomotor Impaired (Ortho)
2. Hearing & Speech Impaired (Deaf & Dumb)
3. Visually Impaired (Blind)

5. Personal Details:

a) Category:

Select any of the following from category dropdown box: General, SC, ST and OBC

b) Status of Qualifying Exam :

Select the status from drop down menu box. If qualified, select 'Passed' else select 'Appearing in Final Exam'.

c) Employment Status :

Mention employment status by selecting any of the options available in drop- down menu box.

d) Applying _____ for _____ :

Select Paper I if you intent to apply for becoming teacher for classes I to V

Select Paper II if you intent to apply for becoming teacher for classes VI to VIII

Select Both (Paper I & Paper II) if you intent to apply for becoming teacher for the both i.e. classes I to V and VI to VIII

6. Minimum Educational Qualifications for teaching Classes I to V and VI to VIII

Candidate must possess Minimum Educational Qualifications for becoming a teacher for Class I to V and VI to VIII.

a) Minimum Educational Qualifications for becoming teacher for Classes I-V

Select appropriate Code from drop down menu box if you intent to apply for becoming teacher for classes I to V

b) Minimum Educational Qualifications for becoming teacher for Classes VI-VIII

Select appropriate Code from drop down menu box if you intent to apply for becoming teacher for classes VI to VIII

Note: The candidate not having any of the above qualifications shall not be eligible for appearing in Central Teacher Eligibility Test. The candidate should satisfy his/her eligibility before applying and shall be personally responsible in case he/she is not eligible to apply as per the given eligibility criteria.

c) Subject offered for Paper-II i.e. if applying for paper II (classes VI to VIII)

Candidates who intent to apply for becoming teacher for classes VI to VIII should mention the choice of subject. The options of subject are:

- 1) Mathematics & Science
- 2) Social Science.

Note: The candidates who apply for Paper-II only or Both Papers and do not mention the subject offered for Paper – II shall not be eligible and the application will be rejected & fee will be forfeited without any further communication.

d) Mention Previous CTET Roll Number

In case you have appeared in the last three CTET examination conducted i.e. CTET – JANUARY 2021, CTET-DEC. 2019, and/or CTET-JULY, 2019, kindly mention Roll Number of your last CTET Examination.

7. Educational Degree/Diploma Colleges details:

A drop down facility has been provided to the candidates to choose the college from where they have obtained their B. Ed Degree/Diploma in Education/ Elementary Education etc. **In case the name of their college is not given in the dropdown list, they may choose the option OTHER and fill in the required particulars.** The candidate may mention the percentage of marks obtained by him/her in the Degree/Diploma in Education/Elementary Education etc. The decimal part may be ignored e.g. 55 for 55.32% or 65 for 65.69%. The Candidates who are appearing in their final exam may mention the percentage of marks scored by them in their previous years/semesters.

8. Mailing Address/Mobile No./Email-ID :

a) Candidate may write complete mailing address in **CAPITAL** letters including **PIN CODE** as the same is required for further communication. The Board will **NOT** be responsible for **non-receipt** of communication/information etc. in case the postal address is **not complete or wrong**.

b) Mobile No.

The candidate has to write his/her currently working mobile number as the updates/alerts related to CTET shall be sent to candidate's mobile number. It is responsibility of candidates to put his/her mobile number operational to receive information/notice related to CTET Examination.

c) STD Code with Telephone No. (Optional) :

Mention telephone number with STD code.

d) E-mail ID :

The candidate has to write his/her own valid E-mail ID as the updates/alerts related to CTET shall be sent to candidate's E-mail ID.

9. Password Generation: Password Policy will be as follows:

1. Password must be 8 to 13 characters long.
2. Password must have at least one Upper case, one lower case alphabet and one numeric value and at least one special characters!@#%&*-

3. Candidate can change the passwords after login, if desired. New Password cannot be identical to any of the previous three passwords.

10. Security Pin:

Enter security pin as shown on the screen.

- After filling all the required information on the Application Form, click “**Next**” or “**Reset**” button.
- “**Next**” button proceed for “**Review Page**” and “**Reset**” button resets all the fields of Application Form filled by the candidate and candidate shall fill-in all the information again on the blank application form.
- Candidate shall check all the information filled-in by him/her in the **Review page**. After checking the particulars in the **Review page**, click on “**Final Submit**”, if all the particulars are correct, Else click “**Back**” button and correct the particulars and then click on “**Final Submit**” button on review page.

Note down the Registration No. / Application No.

- In case candidate loose his/her Registration No./Application No./Roll No., Board will not be responsible for any consequence. The Board will not entertain any request in this regard.
- Proceed for Images uploading, Fee payment and Print confirmation page for record.

IMPORTANT INFORMATION AT A GLANCE FOR CTET - DECEMBER, 2021

| | |
|---|---|
| Submission of online application through CTET website www.ctet.nic.in | 20-09-2021 (Monday) |
| Last Date for submission of online application form | 19-10-2021 (Tuesday) upto 23.59 hrs |
| Last Date for submission of fee through E-Challan or Debit/Credit Card | 20-10-2021 (Wednesday) before 15.30 hrs |
| Final verification of payment of fee by the bank | 21-10-2021 (Thursday) |
| Online corrections if any, in the particulars uploaded by the candidate | 22-10-2021 (Friday) to 28-10-2021 (Thursday) (No corrections shall be allowed under any circumstances after this date) |
| In case confirmation page is not generated after depositing the requisite fees, the candidate should approach the Deputy Secretary (CTET), CBSE between 10:00 hrs to 17:00 hrs. from 08-11-2021 (Monday) to 17-11-2021 (Wednesday) during working days along with proof of payment of fee i.e. candidate copy of E-Challan, if payment made through E-Challan | |
| Download Admit Card | First week of December 2021 (Tentative) |
| Dates of Examination | 16-12-2021 to 13-01-2022 (exact date and shift of examination will be mentioned on the admit card of the candidate) |
| Declaration of Result | By 15-02-2022 (TENTATIVELY) |

TIME SCHEDULE

| | Paper I and Paper II | |
|--------------------------------------|--|---------------------|
| Dates of Examination | 16-12-2021 to 13-01-2022 (exact date and shift of examination will be mentioned on the admit card of the candidate) | |
| Entry in the Examination Centre | 07:30 AM | 12:30 PM |
| Checking of Admit Cards | 09: 00 AM to 09:15 AM | 02:00 PM to 02:15PM |
| Checking of Computer | 09:15 AM | 02:15 PM |
| Last Entry in the Examination Centre | 09:30 AM | 02:30 PM |
| Test Commences | 09:30 AM | 02:30 PM |
| Test Concludes | 12:00 Noon | 05:00 PM |

***Candidates will not be permitted to enter the Examination Centre after the commencement of the examination as per time schedule given above/Admit Card.**

Qualifying the CTET would not confer a right on any person for Recruitment/Employment as it is only one of the eligibility criteria for appointment.

The candidate should mention their own mobile number and E-Mail ID while submitting their on-line application as the CTET alerts will be sent to the candidates on their registered mobile number and E-Mail ID only.



CENTRAL BOARD OF SECONDARY EDUCATION

P. S. 1-2, Institutional Area, I. P. Extension, Patparganj, Delhi-110092

Tel. : 011-22240107, 22240112

E-mail : ctet.cbse@nic.in, ctetjuly20@gmail.com, Website : www.cbse.nic.in